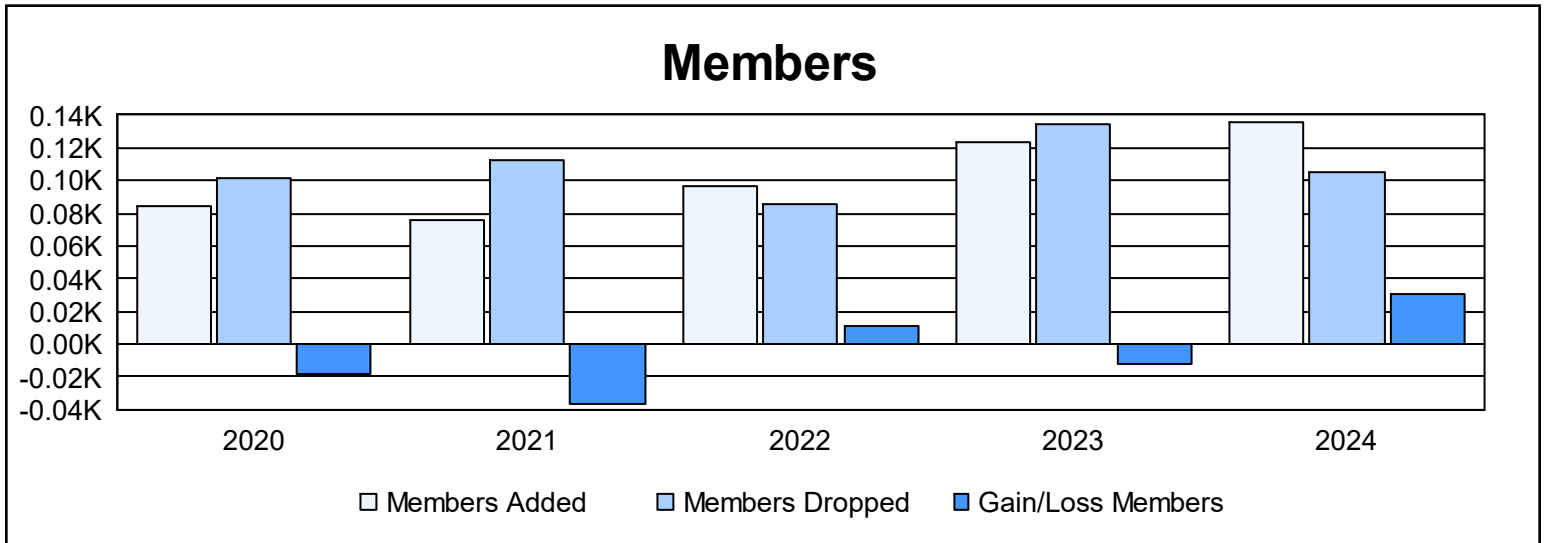
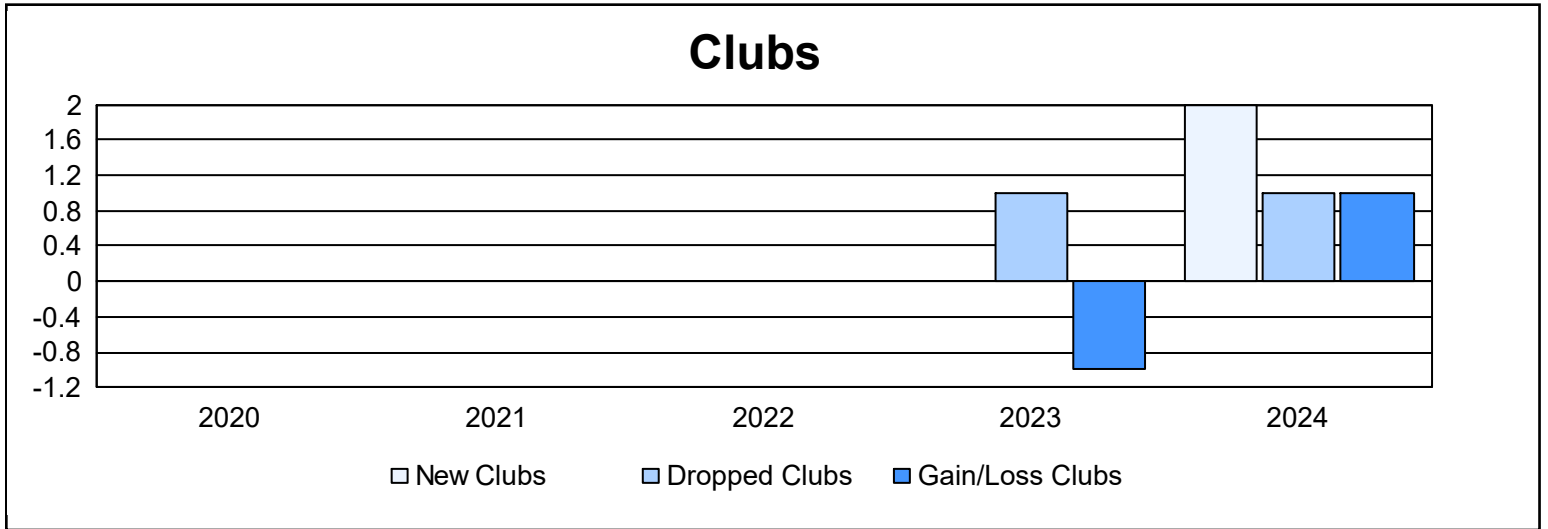
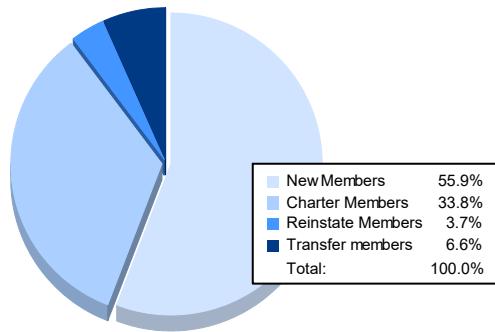


| Year | New Clubs | Dropped Clubs | Gain/ Loss Clubs | New Members | Charter Members | Reinstate Members | Transfer Members | Total Member Added | Total Members Dropped | Gain/ Loss Members |
|----------------|-----------|---------------|------------------|-------------|-----------------|-------------------|------------------|--------------------|-----------------------|--------------------|
| 2019-2020 | 0 | 0 | 0 | 78 | 0 | 2 | 4 | 84 | 102 | -18 |
| 2020-2021 | 0 | 0 | 0 | 69 | 0 | 2 | 5 | 76 | 113 | -37 |
| 2021-2022 | 0 | 0 | 0 | 81 | 0 | 7 | 8 | 96 | 85 | 11 |
| 2022-2023 | 0 | 1 | -1 | 106 | 3 | 4 | 10 | 123 | 135 | -12 |
| 2023-2024 | 2 | 1 | 1 | 76 | 46 | 5 | 9 | 136 | 105 | 31 |
| Average | 0 | 0 | 0 | 82 | 10 | 4 | 7 | 103 | 108 | -5 |



Membership Composition June 2024 Cumulative



Gender Composition June 2024 Cumulative

